





SURFACES SIA 416

- | | |
|---|--|
|  Surface utile principale SUP = 1'812 m ² |  Surface de dégagement SD = 29 m ² |
|  Surface utile secondaire SUS = 0 m ² |  Surface d'installations SI = 22 m ² |